

NATIONAL HEALTH AND MORBIDITY SURVEY (NHMS) 2017:

Key Findings from the Adolescent Health and Nutrition Surveys

Infographic Booklet

April 2018



© 2018 Institute for Public Health, National Institutes of Health, Ministry of Health Malaysia, Kuala Lumpur.

Perpustakaan Negara Malaysia

Cataloguing-in-Publication Data

National Health and Morbidity Survey (NHMS) 2017 (NMRR-16-698-30042)

Adolescent Health and Nutrition Survey; Infographic Booklet

ISBN 978-983-2387-76-3

MOH/S/IKU/108.18(BOT)

Disclaimer:

The views expressed in this infographic booklet are those of the authors alone and do not necessarily represent the opinions of the other investigators participating in the survey, nor the view or policy of the Ministry of Health.

Produced and Distributed by:

National Health and Morbidity Survey 2017: Adolescent Health and Nutrition Survey

Institute for Public Health

National Institutes of Health

Ministry of Health Malaysia

Jalan Bangsar, 50590 Kuala Lumpur

Federal Territories of Kuala Lumpur, Malaysia

Tel: +603-2297-9400

Fax: +603-2282-3114

Any enquiries or comments on this infographic booklet should be directed to:

National Health and Morbidity Survey 2017: Adolescent Health and Nutrition Survey

Institute for Public Health

National Institutes of Health

Ministry of Health Malaysia

Jalan Bangsar, 50590 Kuala Lumpur

Federal Territories of Kuala Lumpur, Malaysia

Tel: +603-2297-9400

Fax: +603-2282-3114

Published by the Institute for Public Health, National Institutes of Health, Ministry of Health Malaysia.

Reviewers:

Dr Tahir Aris

Director, Institute for Public Health, MOH

Dr Nik Rubiah Nik Abd Rashid

Chief Senior Assistant Director, Family Health Development Division, MOH

Mr Mohd Ariff Ikram bin Ariffin

Communication Strategic Officer, Corporate Communication Unit, MOH

Dr Ihsan bin Ismail

Head of Program Evaluation Unit, Education Planning and Research Division, MOE

Design and layout:

Dr LeeAnn Tan

Medical Officer, Institute for Public Health, MOH

Mr Naziran Hasni

Public Relations Officer, Institute for Public Health, MOH

KEY FINDINGS

List of Infographics

Internet use and addiction among Malaysian adolescents

S. Maria Awaluddin, Normala Ibrahim, Chan Ying Ying, Rimah Melati Abd. Ghani, Amal Shamsudin, Wan Salwina Wan Ismail, Norharlina Bahar, Saidatul Norbaya Buang, Nik Rubiah Nik Abd. Rashid

01

Teenagers and illicit drugs in Malaysia

Hasimah Ismail, Wan Shakira Rodzlan Hasani, Nur Liana Ab. Majid, Muhammad Fadhli Mohd Yusoff, Rushidi Ramly, Hamizatul Akmal Abd Hamid, Norli Abdul Jabbar, Jane Ling Miaw Yn, Halizah Mat Rifin, Tania Gayle Robert, Thamil Arasu Saminathan, Ahzairin Bin Ahmad, Tahir Aris

02

Bullying victimisation among adolescents in Malaysia

LeeAnn Tan, Rajini Sooryanarayana, Shubash Shander Ganapathy, Mohd Hazrin Hasim, Thamil Arasu Saminathan, Mohd Fuad Mohd Anuar, Fazila Haryati Ahmad, Azriman Rosman

03

Pattern of current cigarette use among Form 1 to Form 5 students in Malaysia

Muhammad Fadhli Mohd Yusoff, Jane Ling Miaw Yn, Tee Guat Hiong, Noraryana Hassan, Nizam Baharom, Wan Shakira Rodzlan Hasani, Ahzairin Ahmad, Tania Gayle Robert Lourdes, Halizah Mat Rifin, Hamizatul Akmal Abd Hamid, Aiman Abdul Ghani, Hasimah Ismail, Thamil Arasu Saminathan, Nur Liana Ab Majid

04

Alcohol use among adolescents

Halizah Mat Rifin, Tania Gayle Robert Lourdes, Nur Liana Ab Majid, Hamizatul Akmal Abd Hamid, Wan Shakira Rodzlan Hasani, Jane Ling Miaw Yn, Thamil Arasu Saminathan, Hasimah Ismail, Ahzairin Ahmad, Muhammad Fadhli Mohd Yusoff

05

Sex & teens: What is going on in Malaysia?

Noor Aliza Lodz, Noraida Mohamad Kasim, Maisarah Omar, S. Maria Awaluddin, Mohd Hatta Abdul Mutalip, Noor Ani Ahmad

06

Safe sex: What was used?

Noraida Mohamad Kasim, Noor Aliza Lodz, Maisarah Omar, S. Maria Awaluddin, Mohd Hazrin Hashim, Mohd Hatta Abdul Mutalib, Noor Ani Ahmad

07

A mounting crisis? Adolescent suicidal behaviour

Muslimah Yusof, Noor Ani Ahmad, Muhammad Aznudin Abd Razak, Fazly Azry Abdul Aziz, Rasidah Jamaluddin, Chan Ying Ying, Noraida Mohamad Kasim, Nor'ain Abd Wahab, Nik Adilah Shahein, Rajini Sooryanarayana, Nurashikin Ibrahim

08

Care for adolescents: Peer and family support

Norzawati Yoep, Eida Nurhadzira Muhammad, Mohd. Amierul Fikri Mahmud, Faizul Akmal Abdul Rahim, Faizah Paiwai, S Maria Awaluddin, Nur Azna Mahmud, Noor Aliza Lodz

09

Truancy among Malaysian adolescents

Faizah Paiwai, Nur Azna Mahmud, Norzawati Yoep, Mohd Amierul Fikri Mahmud, Faizul Akmal Abdul Rahim

10

Physical attacks and fights Mohd Hazrin Hasim, Rajini Sooryanarayana, Shubash Shander Ganapathy, Thamil Arasu Saminathan, Mohd Fuad Mohd Anuar, Fazila Haryati Ahmad, Azriman Rosman, LeeAnn Tan	11
Physical and verbal abuse at home among teenagers Thamil Arasu Saminathan, Mohd Hazrin Hasim, Rajini Sooryanarayana, Shubash Shander Ganapathy, Mohd Fuad Mohd Anuar, Fazila Haryati Ahmad, Azriman Rosman, LeeAnn Tan	12
Unintentional injury among Malaysian adolescents Nazirah Alias, Chandrika Jeevananthan, Rajini Sooryanarayana, Shubash Shander Ganapathy, Thamil Arasu Saminathan, Mohd Fuad Mohd Anuar, Fazila Haryati Ahmad, Azriman Rosman, LeeAnn Tan	13
Meal skipping behaviour among Malaysian adolescents Mohamad Hasnan Ahmad, Ling Swee Nian, Nur Ili Mohamad Tarmizi, Ainan Nasrina Ismail, Mahenderan Appukutty, Rusidah Selamat, Ruhaya Salleh	14
Dietary supplement consumption among adolescents in Malaysia Fatimah Othman, Sam Azura Ahmad, Syafinaz Mohd Sallehuddin, Mohamad Ihsan Tahir, Safiah Mohd Yusof, Nur Azna Mahmud	15
Alarming facts on carbonated soft drinks consumption among Malaysian adolescents Syafinaz Mohd Sallehuddin, Rashidah Ambak, Ruhaya Salleh, Mohamad Hasnan Ahmad, Nur Shahida Abdul Aziz, Nor Azian Mohd Zaki, Fatimah Othman, Azli Baharudin, Cheong Siew Man, Lalitha a/p Palaniveloo	16
Accuracy of body weight perception among adolescents in Malaysia Nur Shahida Abdul Aziz, Safiah Md Yusof, Rohana Yaakof, Ruby Zainureen, Norlida Zulkafly, Ruhaya Salleh, Noor Ani Ahmad	17
Do adolescents in Malaysia read food labels? Ruhaya Salleh, Mohamad Hasnan Ahmad, Azli Baharudin, Cheong Siew Man, Ruzita Abd Talib, Lai Wai Kent, Noor ul-Aziha Lalitha Palaniveloo, Rashidah Ambak, Hazizi Abu Saad, Shubash Shander a/l Ganapathy.	18
Physical activity among Malaysian adolescents Nor Azian Mohd Zaki, Hazizi Abu Saad, Shahrulnaz Norhazli Nazri, Azahadi Omar, Ruhaya Salleh	19
Dietary patterns and heavy meals after dinner among adolescents in Malaysia Cheong Siew Man, Azli Baharudin, Ruhaya Salleh, Fatimah Othman, Mohamad Hasnan Ahmad, Nur Shahida Abdul Aziz, Rashidah Ambak, Rusidah Selamat	20
Dietary intake among Malaysian adolescents Lalitha Palaniveloo, Noor Hasnani Ismail, Chin Kim Ling, Ruhaya Salleh, Rusidah Selamat, Mohd Azahadi Omar, Mohamad Hasnan Ahmad	21
State of adolescents' mental health in Malaysia Mohamad Aznuddin Abd Razak, Fazly Azry Abd Aziz, Rasidah Jamaluddin, Noor Ani Ahmad, S Maria Awaluddin, Muslimah Yusof, Nurashikin Ibrahim, Sherina Mohd Sidik	22

In 2018, there are about

5.5M adolescents in Malaysia.

More than half of them are in schools. Adolescents are valuable assets to the country as they will become future leaders who will continue to drive and sustain the development of the nation. They are perceived as the healthiest population group however they do have their own set of unique problems and healthcare needs.

Nationwide school-based surveys were conducted among adolescents in Malaysia were in 1996, 2012, and **most recently in 2017 - the findings of which are presented in this booklet.**

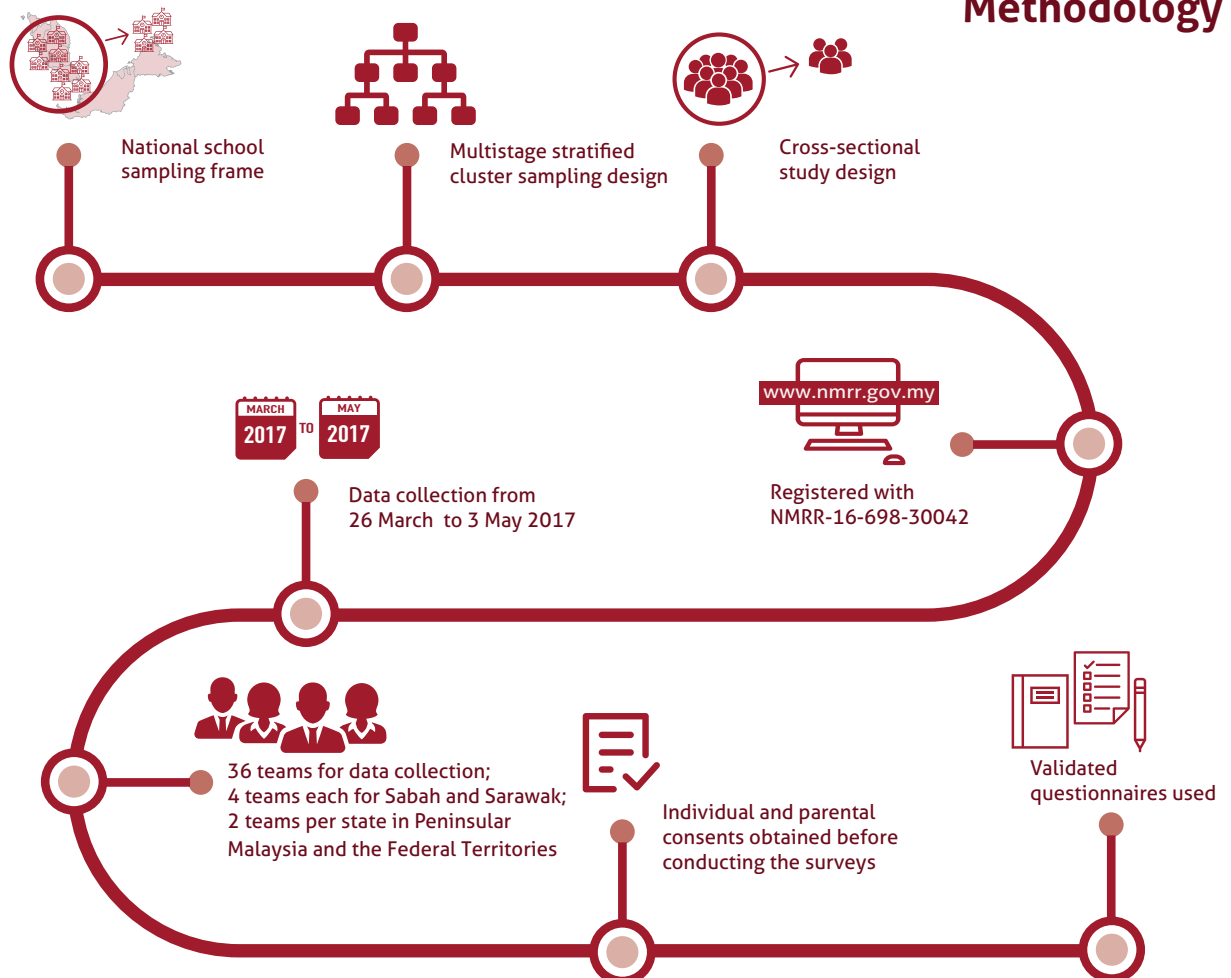
The objectives of this study were to identify health risk behaviors and protective factors among secondary school students, and to determine nutrition-related components among adolescents in Malaysia.

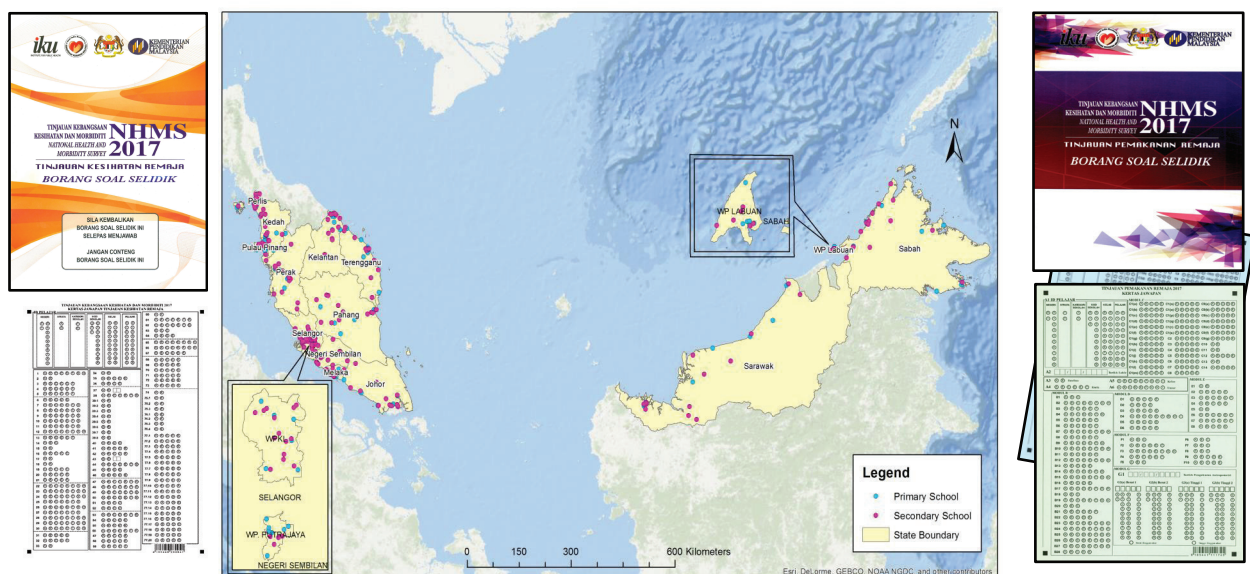
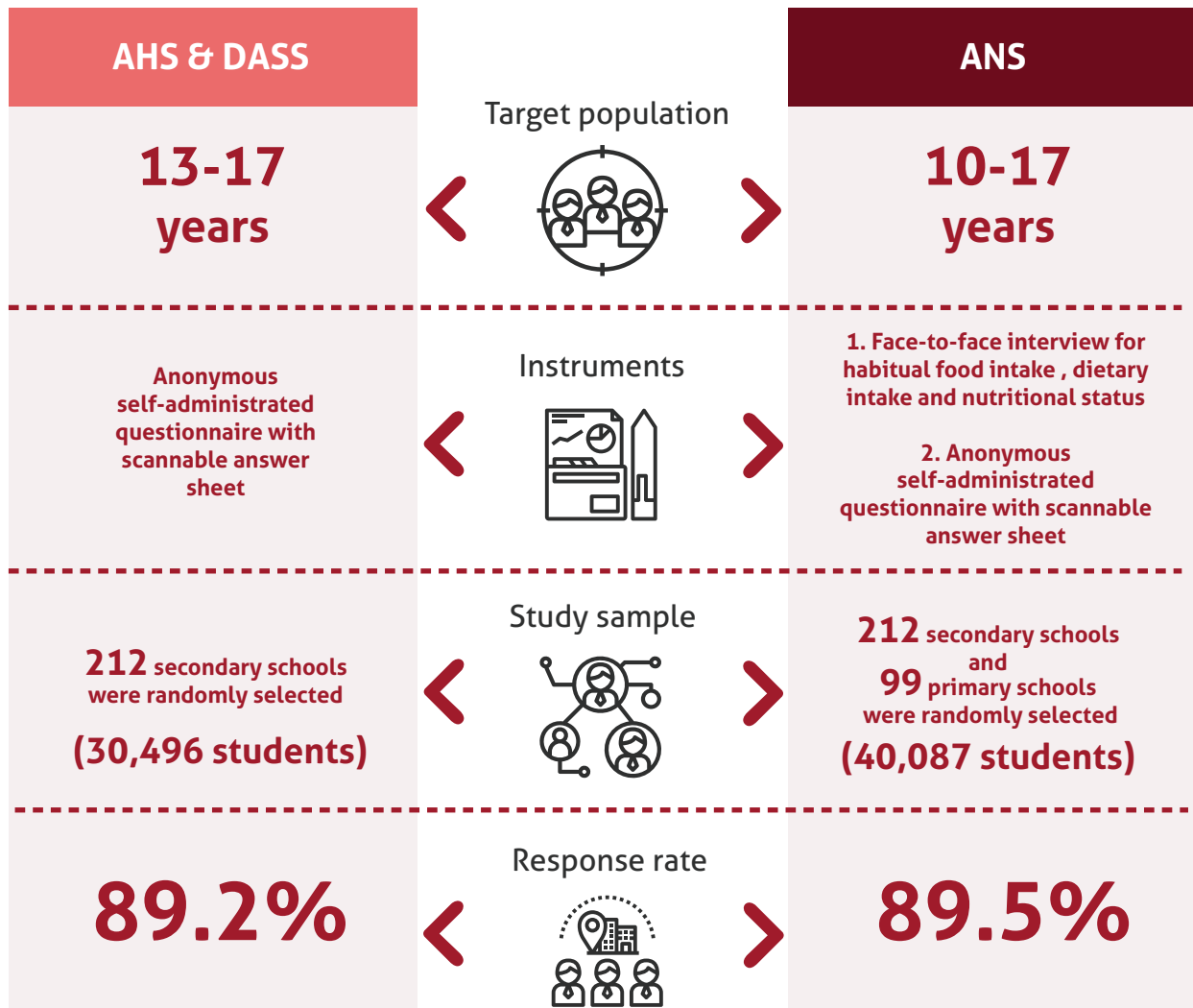
There were three major scopes in this survey:

- Adolescent Health Survey (AHS)
- Adolescent Mental Health (DASS-21)
- Adolescent Nutrition Survey (ANS)



Methodology





Distribution of Schools for Adolescent Health and Nutrition Survey, 2017


01 Internet use and addiction among Malaysian adolescents

6 in 7

secondary school adolescents were active internet users in Malaysia

2 in 7

secondary school adolescents were addicted to the internet in Malaysia

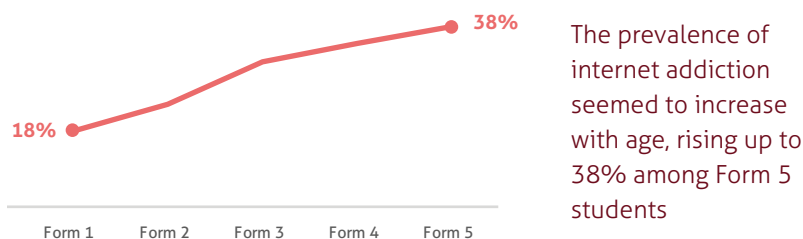


Why should we worry about adolescents engaging excessively in online activities?

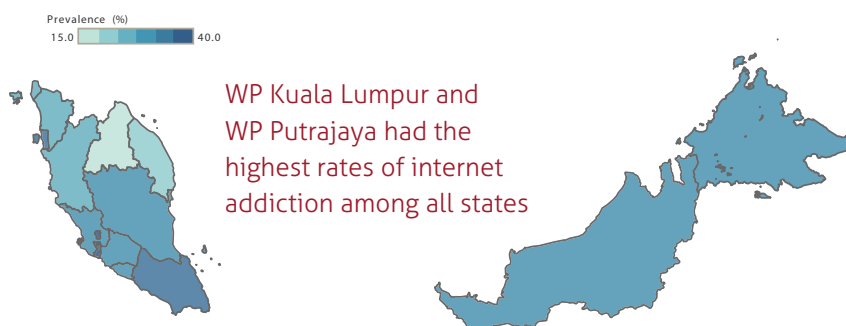
- Excessive online gaming, gambling, shopping, chatting
- Viewing pornographic websites
- Strangers online, data insecurity
- Cyber-bullying environments

* Internet addiction among adolescents was measured using Malay Version Internet addiction Test
Chong Guan, Ng, et al.

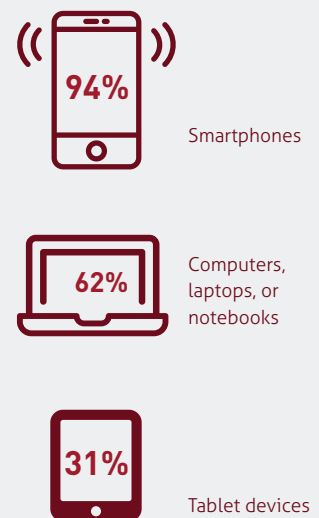
Prevalence of internet addiction by form



Prevalence of internet addiction by state



Devices used by internet addicts:



Definition of Drug use:

Taking of heroin, morphine, glue, amphetamine or methamphetamines (ecstasy, syabu, ice), marijuana/ganja (except prescribed medicine).

02 Teenagers and illicit drugs in Malaysia



secondary school students in Malaysia claimed to have ever used drugs.

3.4%

Are current drug users



17%

Initiated drug use at age 7 years or younger



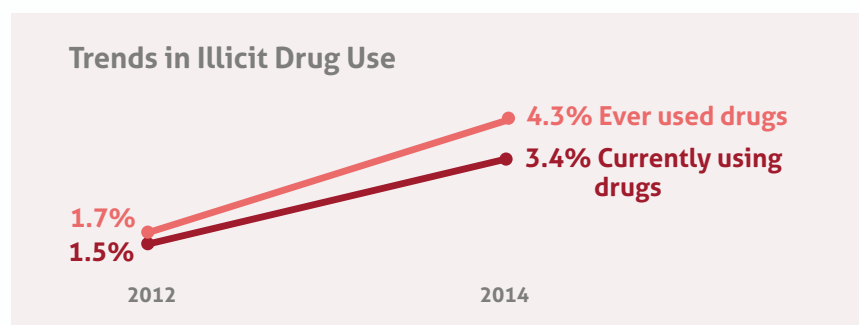
2.4%

Ever used amphetamines or methamphetamines

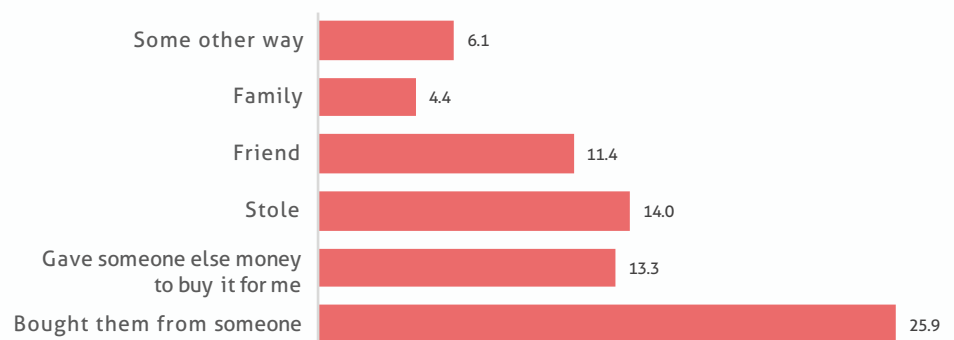


2.8%

Ever used marijuana



Source of getting drugs (%)



03 Bullying victimisation among adolescents in Malaysia

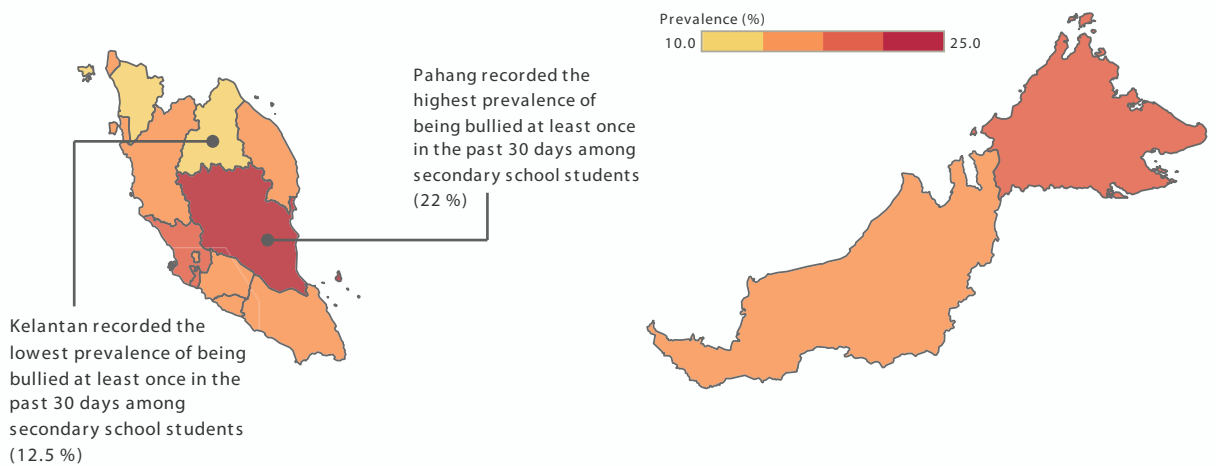

1 in 6
adolescents was a recent victim of bullying*

* defined as being on the receiving end of "bad and unpleasant" actions, such as "teasing a lot in an unpleasant way", or being "left out of things on purpose"

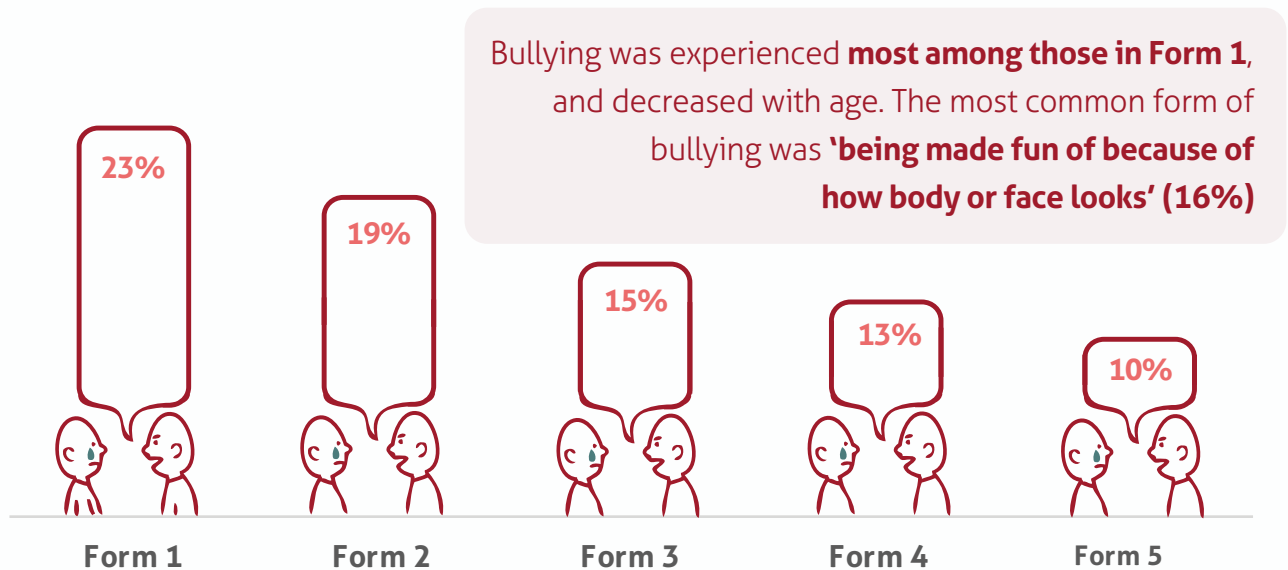
Boys were bullied more than girls, most frequently among those of Indian ethnicity




Prevalence of bullying by state



Prevalence of bullying by form



04 Pattern of current cigarette use among Form 1 to Form 5 students in Malaysia



1 in 10 smokes

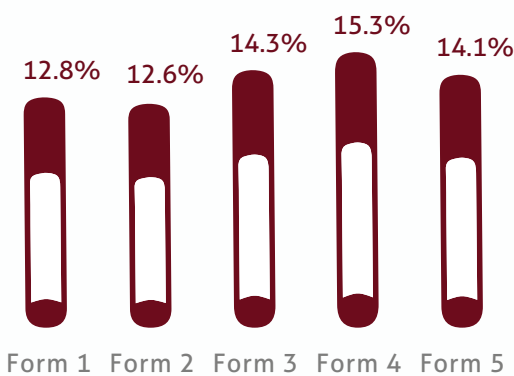


22%

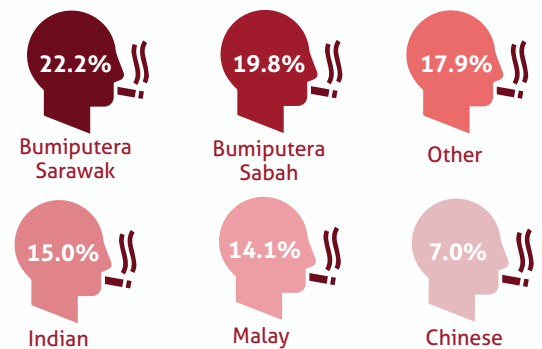


5%

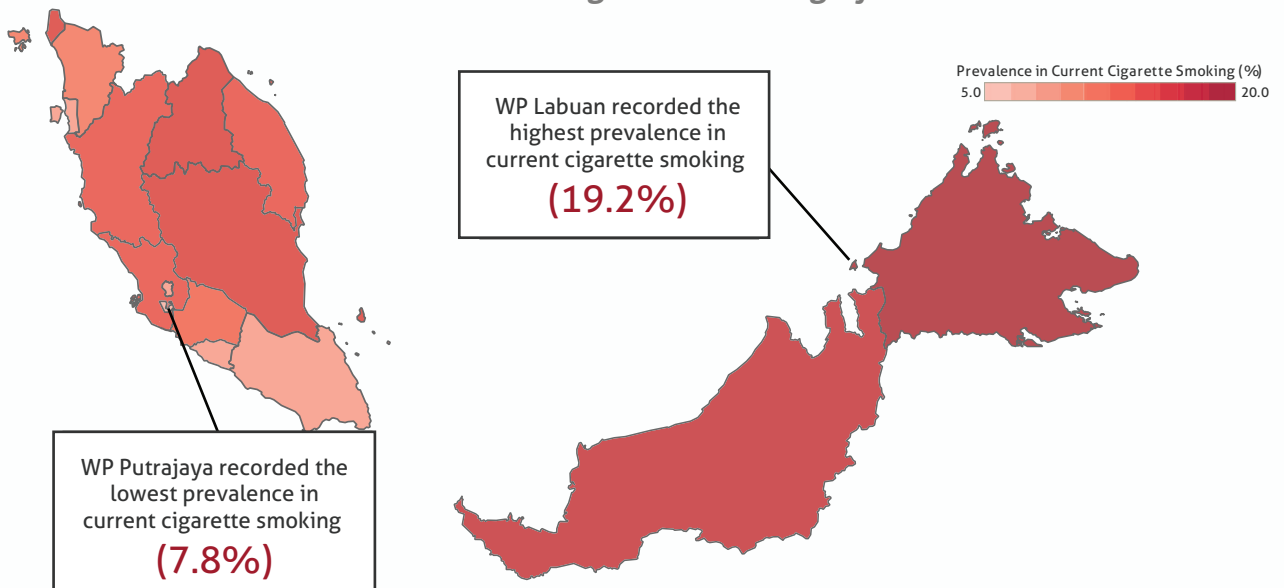
Prevalence of current cigarette smoking by form



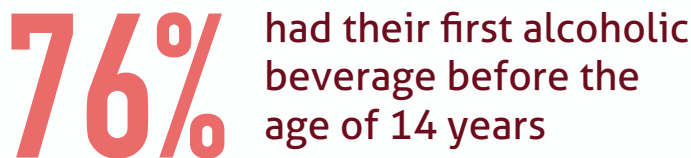
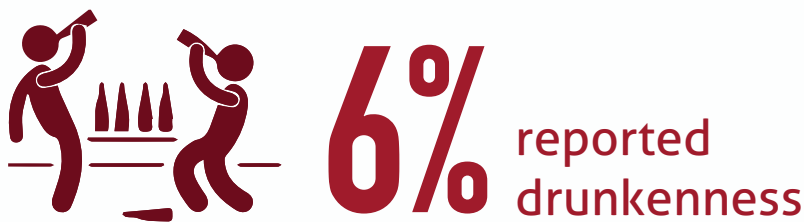
Prevalence of current cigarette smoking by ethnicity



Prevalence of current cigarette smoking by state



05 Alcohol use among adolescents



DEFINITIONS

Ever drinkers:

Those who had a history of alcohol consumption in their life time.

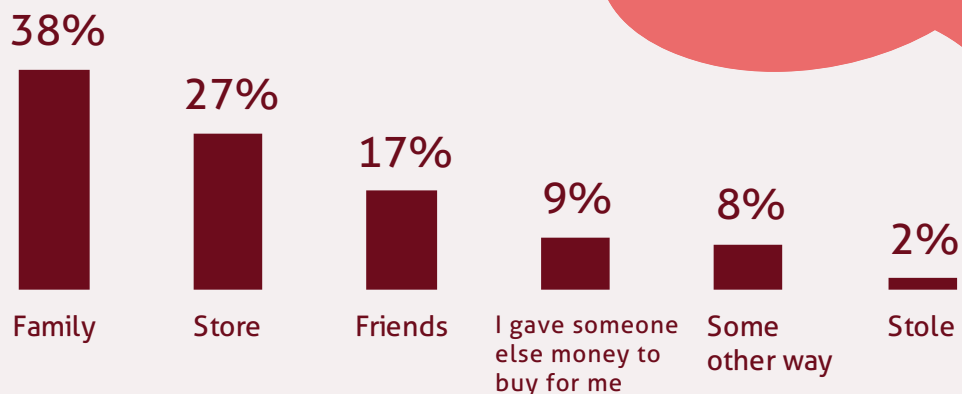
Current drinkers:

Those who had at least a "drink" of alcohol in the past 30 days

Drunkenness:

When someone demonstrates signs such as staggering when walking, not being able to speak right and throwing up after consuming alcohol in a lifetime.

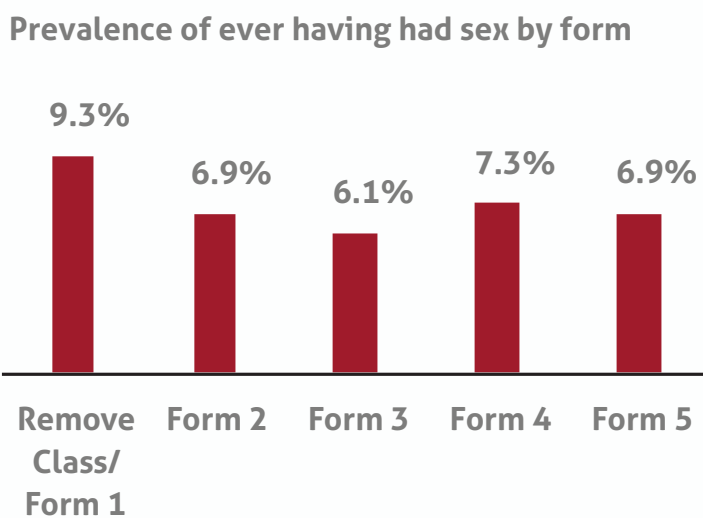
Sources of obtaining alcohol




Q: How did you obtain the alcohol?

06 Sex & teens: What is going on in Malaysia?

Among surveyed 13-17-year-olds,
7.3% had already had sex.



35%  **27%**
Ever had sex before age 14 years old

21%  **11%**
Were having multiple sexual partners

6%  **5%**
Are currently still having sex

The prevalence of ever having had sex was highest in Pahang, and lowest in WP Kuala Lumpur



9.5%



4.3%

07 Safe sex: What was used?

Among those surveyed who had ever had sex, **only**

12% said they used condoms

9 in 100 boys




16 in 100 girls


used condoms when they had sex



21% of the students who used condoms were Indian

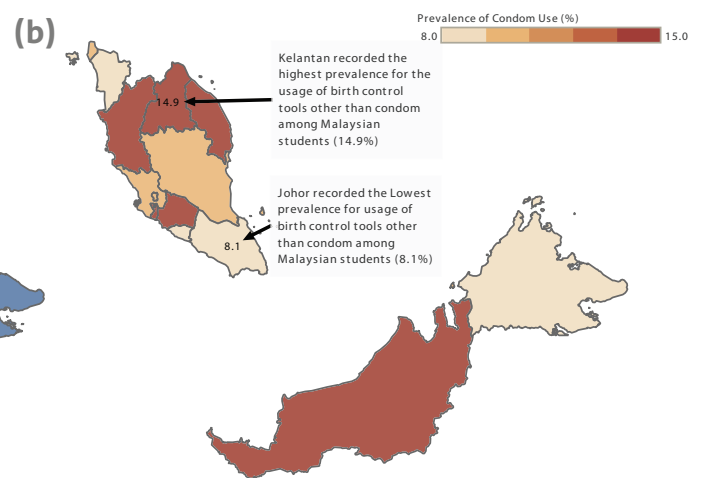
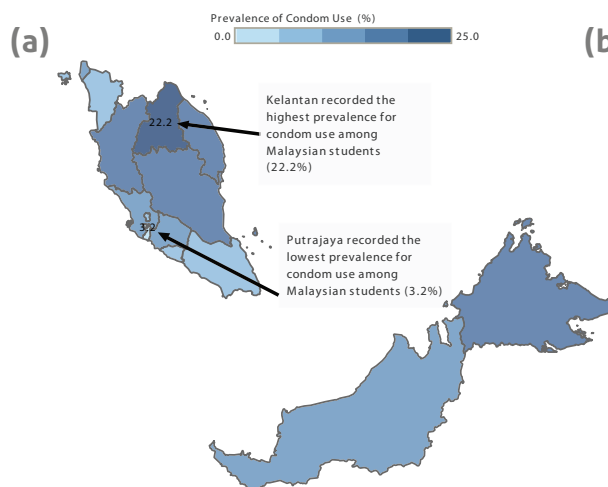


17% of remove class / Form 1 students used condoms



16% of the rural students used condom

Prevalence of using (a) condoms and (b) other forms of birth control by state



Among those surveyed who had ever had sex, **only**

10% said they used other forms of birth control

12 in 100 boys



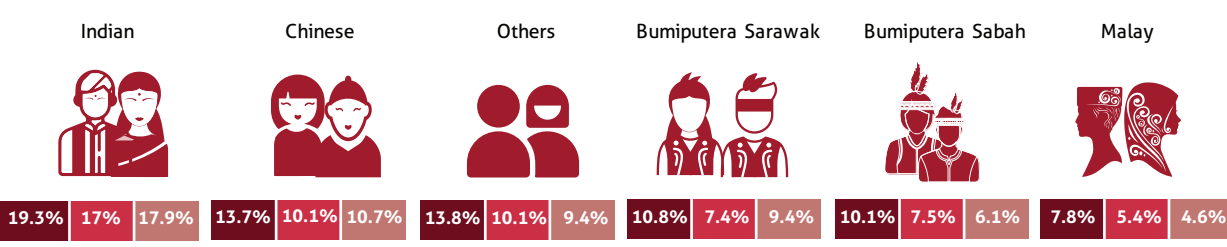
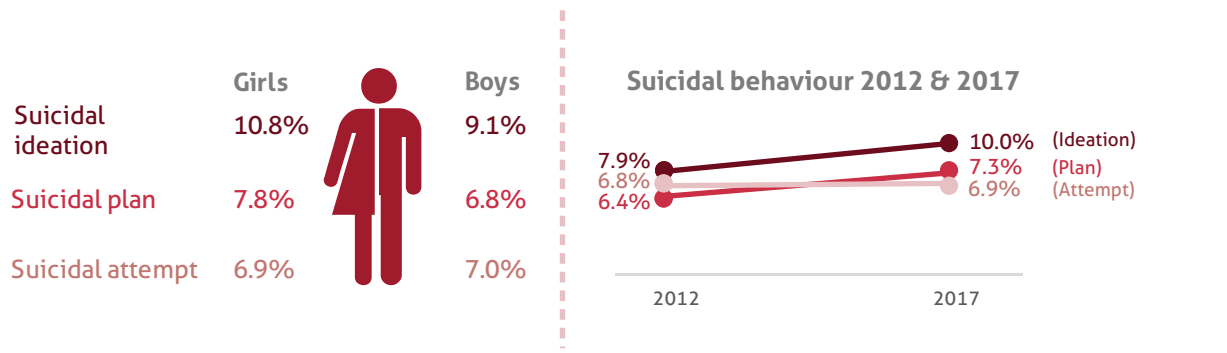
7 in 100 girls

used other forms of birth control




08

Adolescent suicidal behaviour: A mounting crisis?

Suicidal behaviour encompasses suicidal **ideation**, **plan** and/or **attempt**



Suicidal behaviour was highest among Form 1 students



09

Care for adolescents: Peer and family support

Less than half

of adolescents perceived that their parents knew what they were doing in their free time



Only 1 in 7

adolescents perceived that their parents check their homework



Only 1 in 3

adolescents perceived that their parents understood their problems



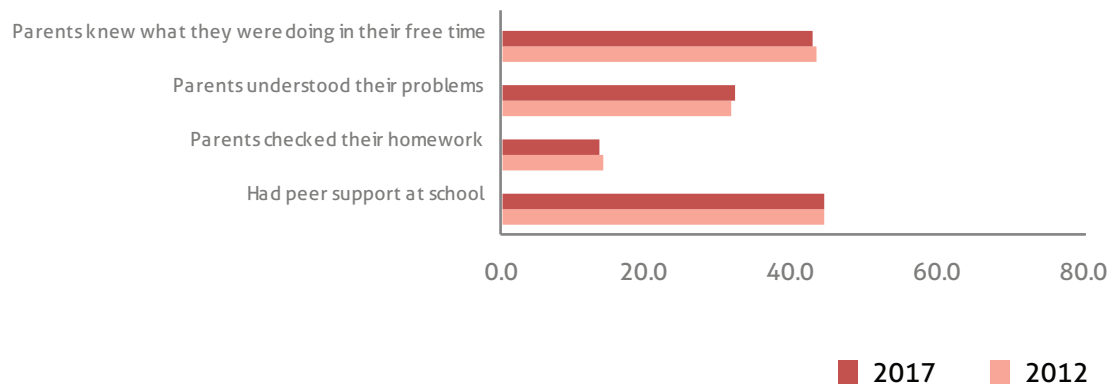
2012 vs 2017



Less than half

of adolescents had peer support at school

Prevalence (%) of protective factors among adolescents (2012 and 2017)



10 Truancy among Malaysian adolescents

Definition of Truancy:

Missed class or school without permission for at least one day in the past 30 days



Rural

32.6%



Urban

27.6%



Boys

32.6%



Girls

27.6%



FORM 1 26.6%

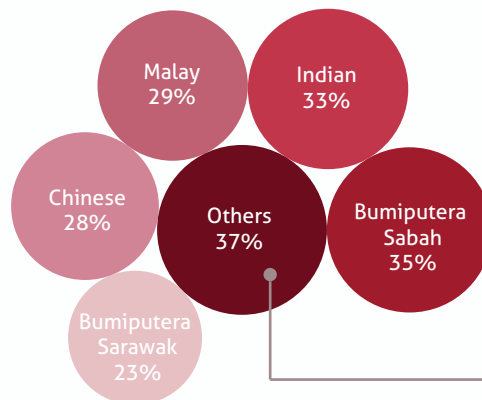
FORM 2 27.8%

FORM 3 27.5%



FORM 4 34.5%

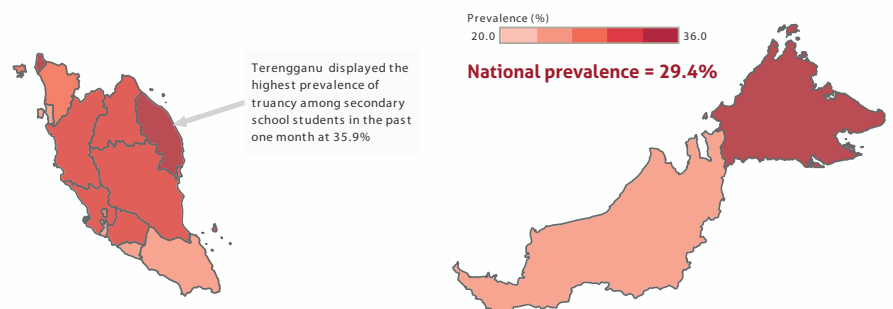
FORM 5 30.8%



Truancy rates were highest among students of 'Other'* ethnicities, followed by Bumiputera Sabah and Indian

*other ethnic groups in Malaysia apart from the major ethnicities

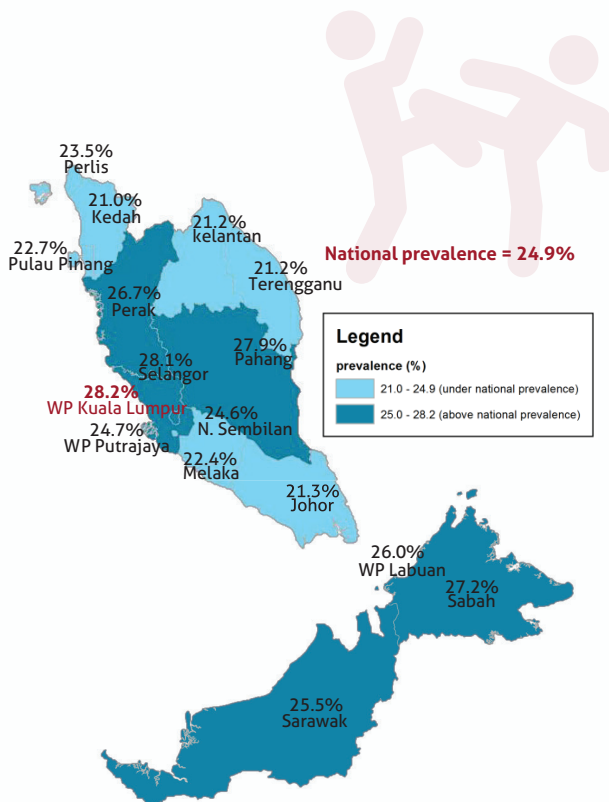
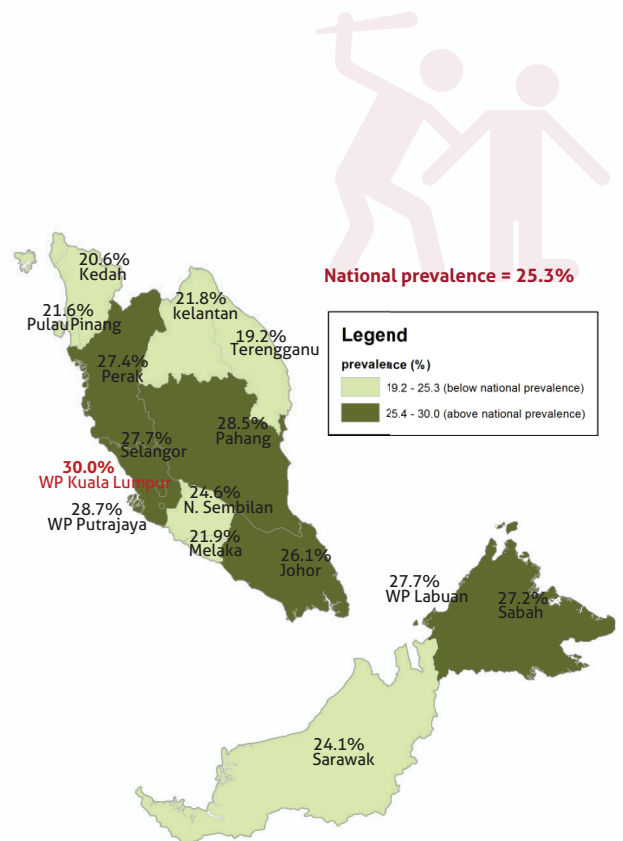
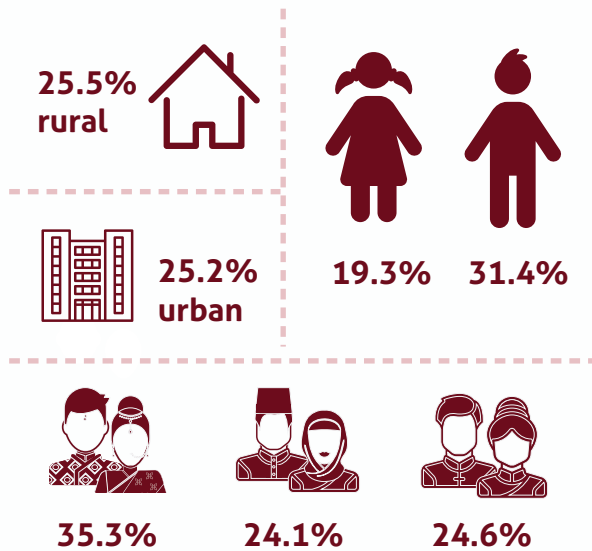
Prevalence of Truancy by State



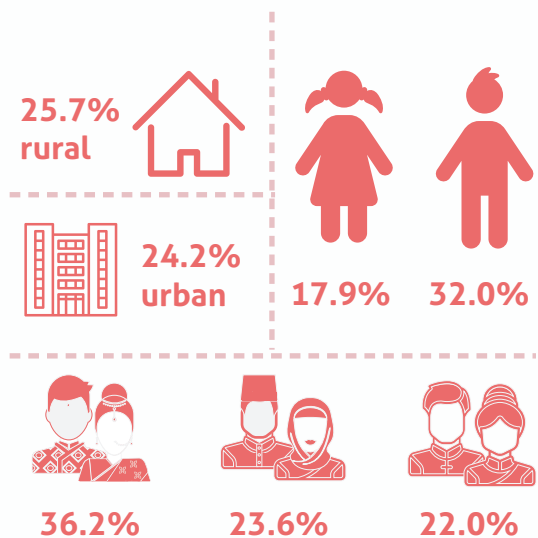
1 1

Physical attacks and fights


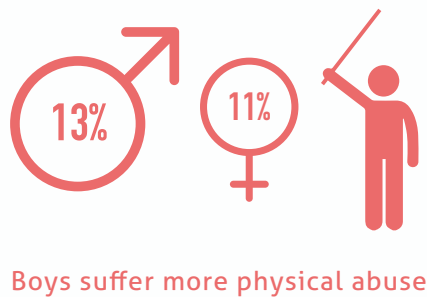
Had been physically attacked:



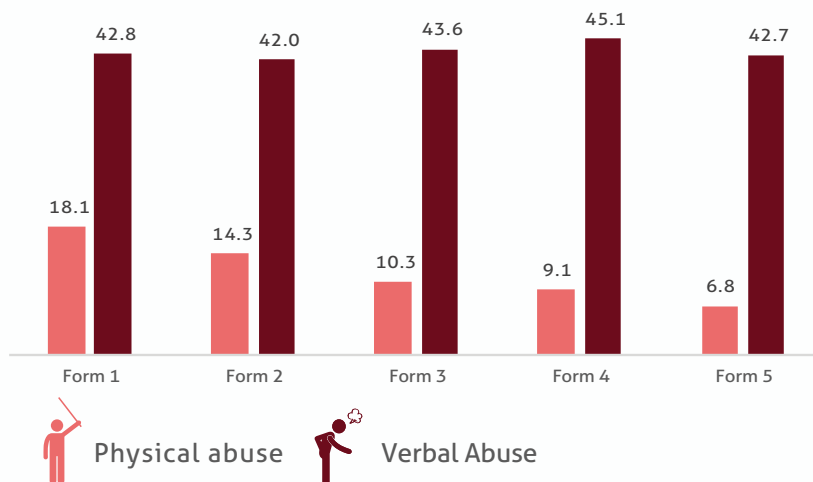
Had been involved in a physical fight:



12 Physical and verbal abuse at home among teenagers



Abuse among teenagers by form (%)



The incidence of physical abuse is low and reduces as teenagers grow but verbal abuse is high and remains constant with age

13 Unintentional injury among Malaysian adolescents

30%

had been seriously injured in the past 12 months



36%



24%



22%
Cut / Stab Wound



14%
Broken bone / Dislocated joint

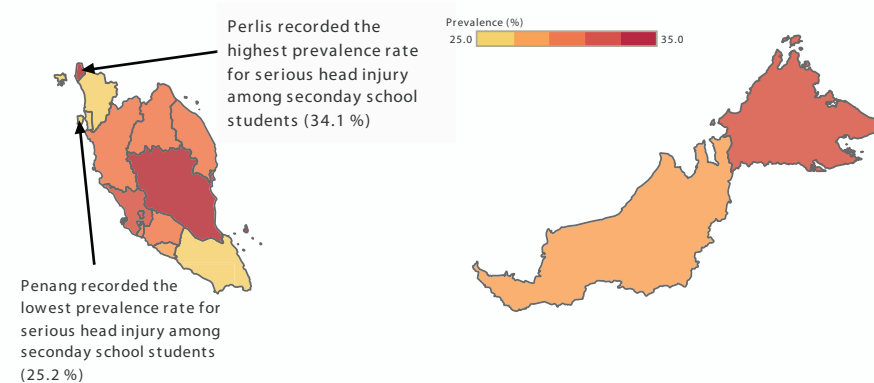


7%
Concussion, Head/Neck Injury, Knocked out

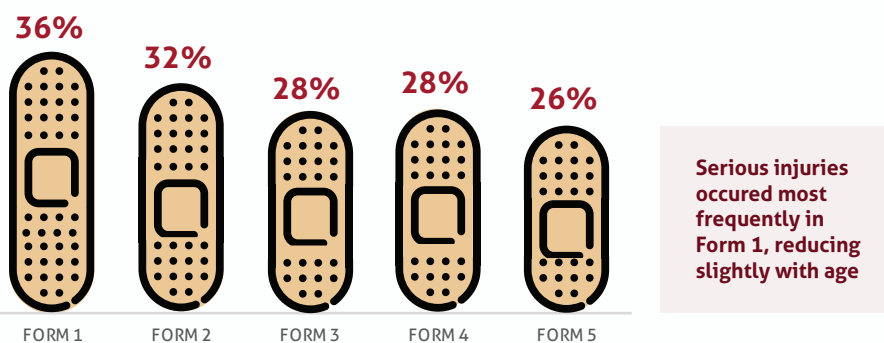


3%
Bad burn

Prevalence of recent serious injury by state



Prevalence of recent serious injury by form



Falls (35%) were the most common cause of unintentional injuries sustained among adolescents

Unintentional injury:

A serious injury in the past 12 months which makes the student miss at least one full day of usual activity (such as school, sports or a job) OR requires treatment by a doctor or medical personnel

14 Meal skipping behaviour among Malaysian adolescents

DEFINITIONS

Breakfast:

First food consumed after waking from sleep (6am-8am)

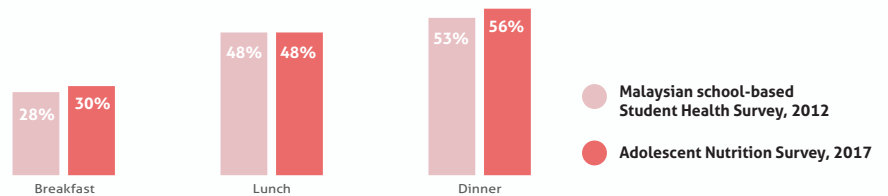
Lunch:

Foods consumed between 11am to 3pm

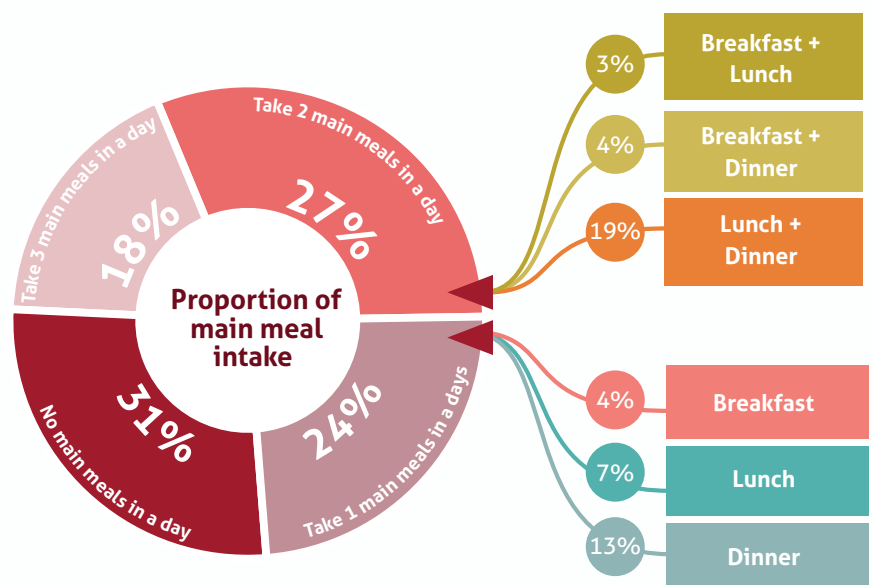
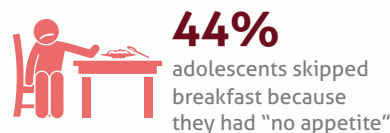
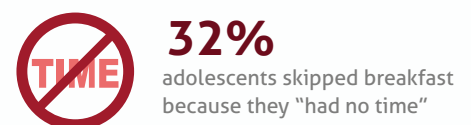
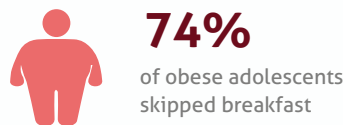
Dinner:

Foods consumed between 6pm to 10pm

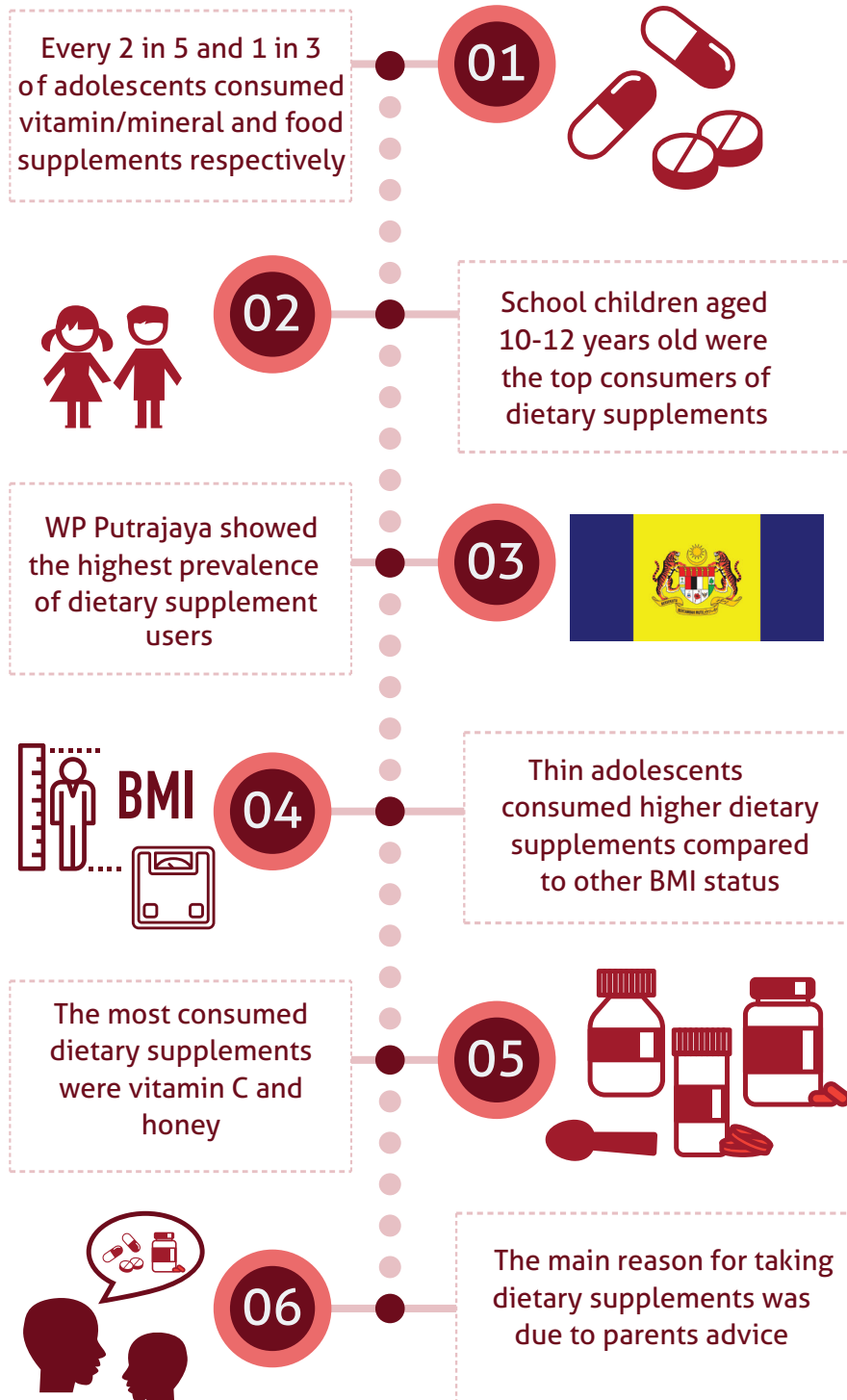
Trend of main meal intake (%) among Malaysian Adolescents



In 2017, approximately:



15 Dietary supplement consumption among adolescents in Malaysia



16 Alarming facts on carbonated soft drinks consumption among Malaysian adolescents





Adolescents living in rural areas consumed carbonated soft drinks more frequently than their urban counterparts



of Malaysian students had carbonated soft drinks at least once daily

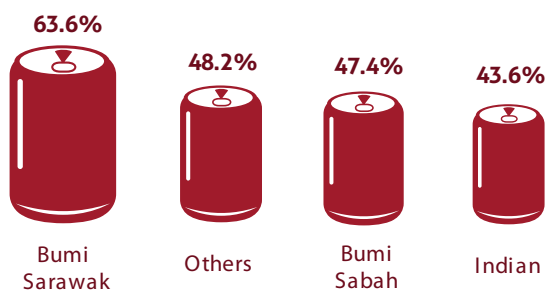


Male adolescents consumed carbonated soft drinks more frequently than girls

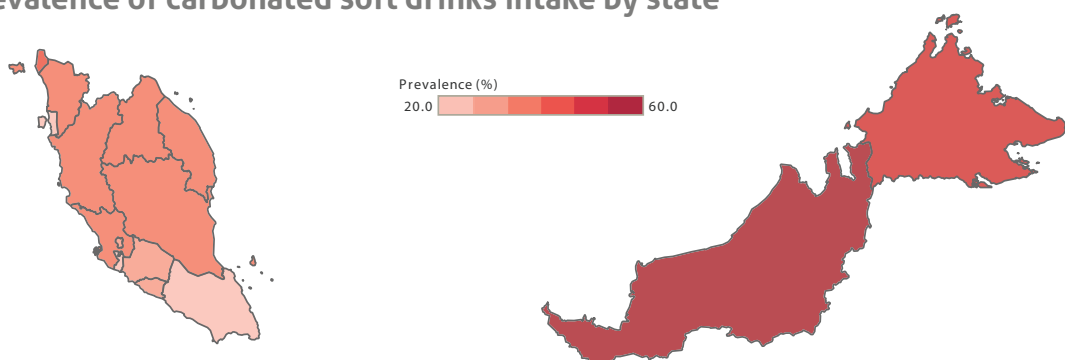


Lower secondary school students consumed carbonated soft drinks more frequently

Intake of carbonated soft drinks by ethnicity



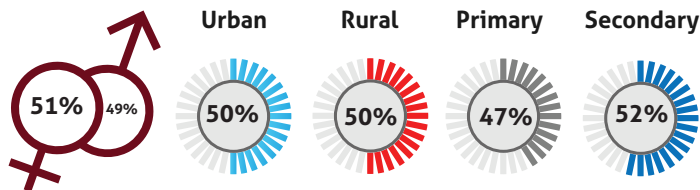
Prevalence of carbonated soft drinks intake by state



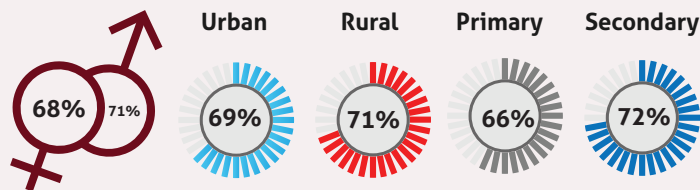
17

Accuracy of body weight perception among adolescents in Malaysia

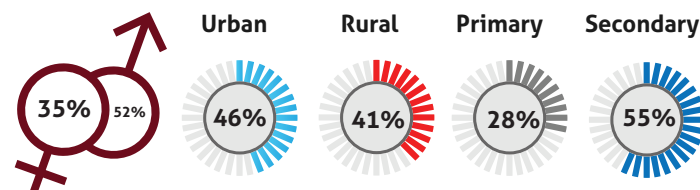
50% of adolescents with **NORMAL** body weight, correctly perceived their weight to be normal



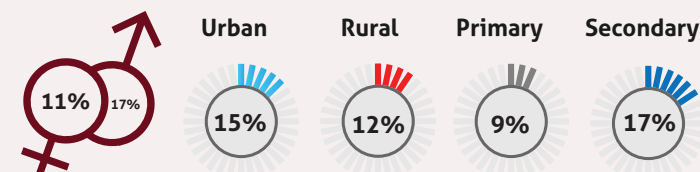
70% of adolescents with **THIN** body weight, correctly perceived their weight to be thin



44% of adolescents with **OVERWEIGHT** body weight, correctly perceived their weight to be overweight



14% of adolescents with **OBESE** body weight, correctly perceived their weight to be obese



DEFINITION

Body weight perception

Body weight perception refers to the personal evaluation of one's weight as "underweight" or "normal weight" or "overweight", irrespective of actual body mass index (BMI)

18 Do adolescents in Malaysia read food labels?

DEFINITIONS

Always:

Reads food labels every time when buying or receiving food/drinks

Sometimes:

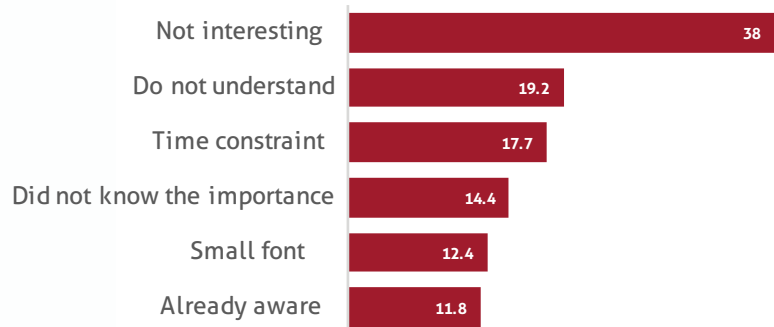
Occasionally or once in a while reads food labels when buying or receiving food/drink

Never:

Does not read food labels at all



Reasons for not reading food labels:

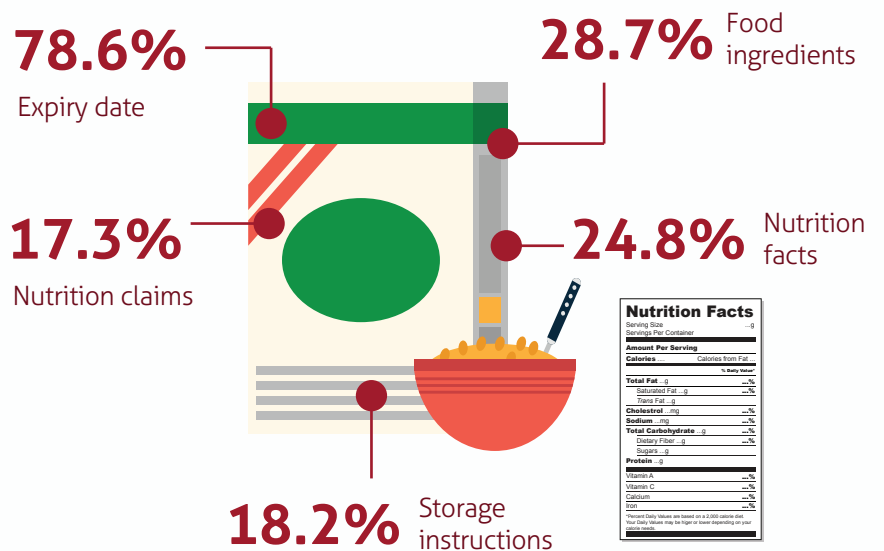


Type of macronutrient noted from labels (%):




Macronutrient	Boys (%)	Girls (%)
Total energy	42	34
Total carbohydrate	33	40
Total fat	33	49
Total protein	25	18

Type of information read from food labels

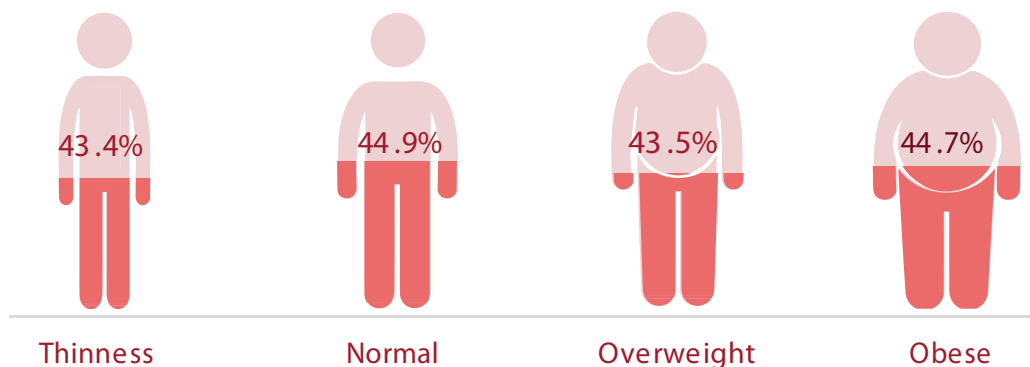


19 Malaysian adolescents: How active are they?


About 45% of Malaysian students are physically active



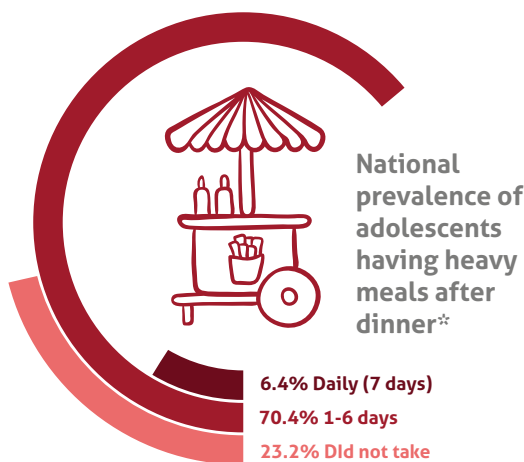
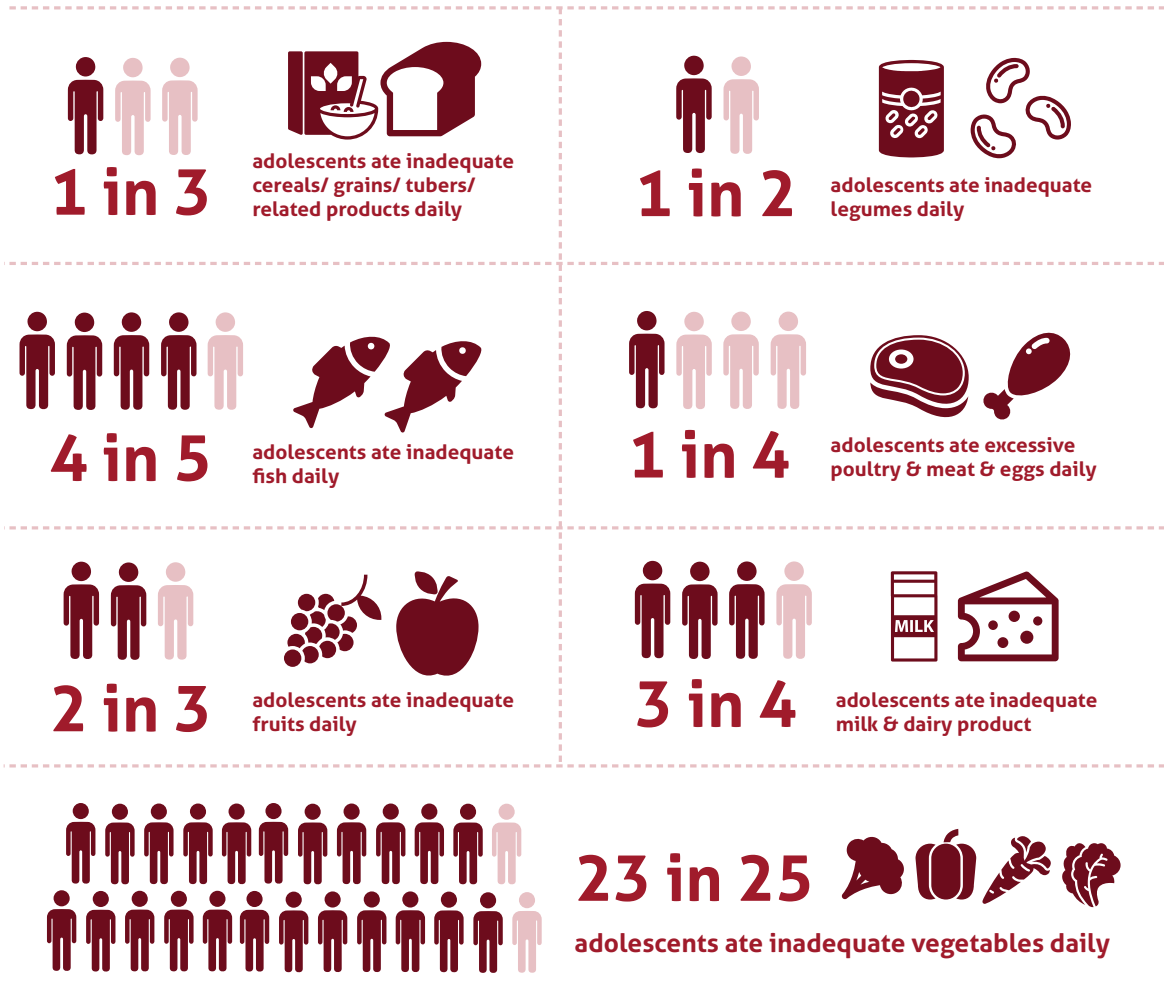
Prevalence of physically active adolescents according to body weight status



Screen time **more than 2 hours** over weekends and on schooling days



20 Dietary patterns and heavy meals after dinner among adolescents in Malaysia



*Meals taken after 10pm, consisting of 'heavy food' or high calorie food such as nasi lemak, roti canai, fried noodles, burger, fried chicken and etc. It does not include light snacks for example 2 biscuits and/or one glass of milk.

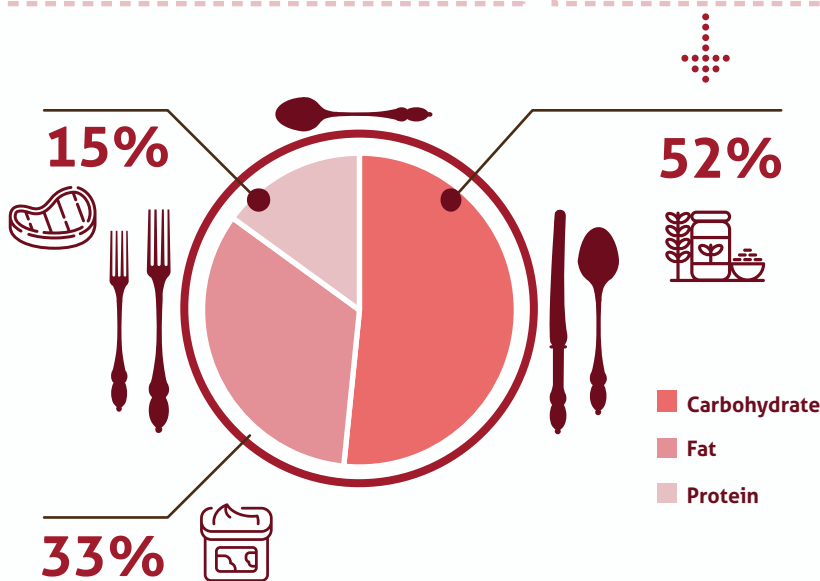
Demographic breakdown of respondents who eat heavy meals after dinner on a daily basis



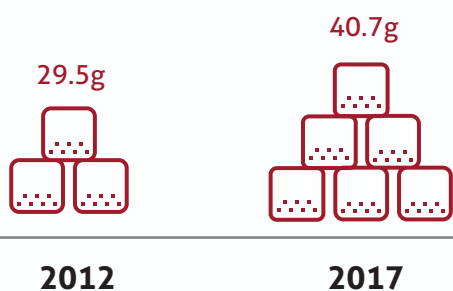

21 Dietary intake among adolescents

1848 kcal Median energy intake per day of adolescents in Malaysia

Adolescents are getting the **recommended composition*** of nutrients from their diet



Median energy by ethnicity



Sugar intake in adolescents increased 1.4x from 2012 to 2017

Dietary intake:

Daily eating patterns of an individual including the quantities and the calories consumed as well as the intake of **macronutrients** (nutrients that is required in large amounts) and **micronutrients** (nutrients that is required in small amounts)

*Recommended Nutrient Intake (RNI) 2017:

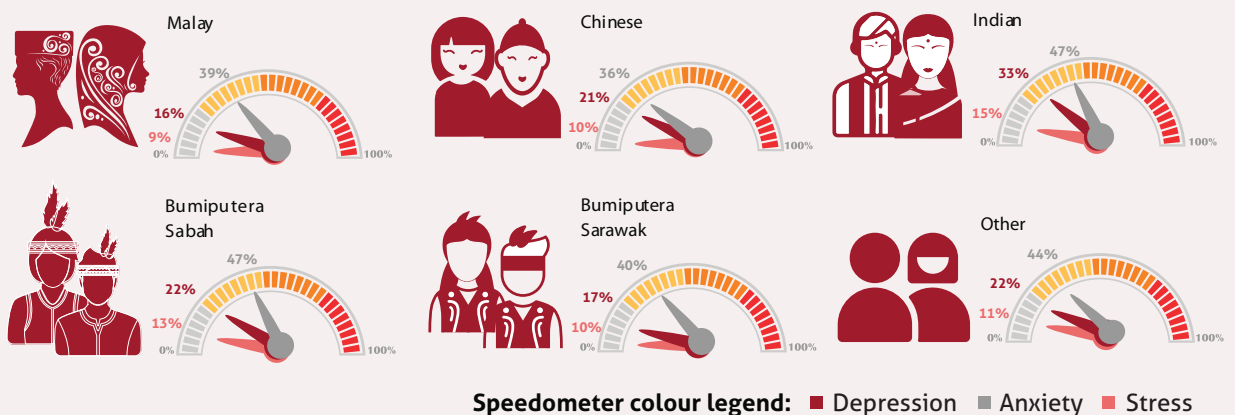
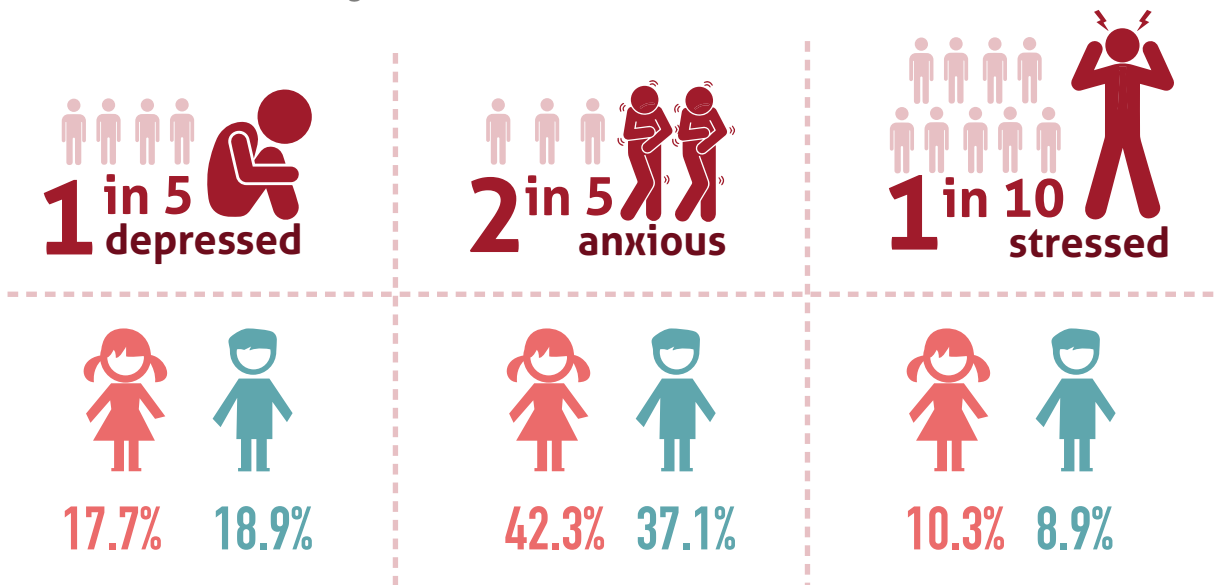
Carbohydrate:
50-65%

Protein:
10-20%

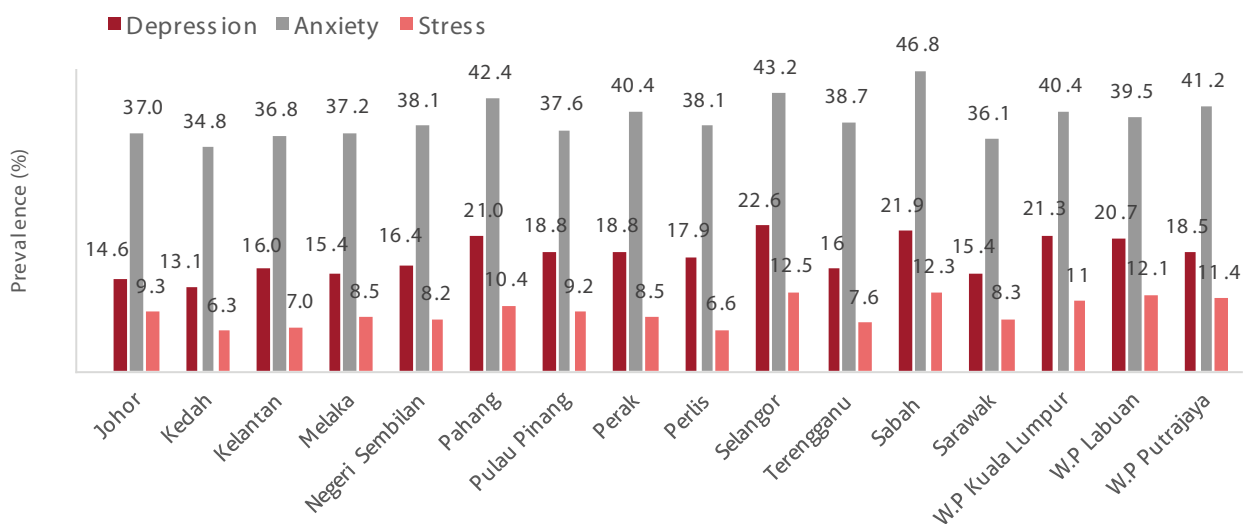
Fat:
25-35%

22 State of Adolescents' Mental Health in Malaysia

(Based on DASS-21 scoring)



Prevalence of depression, anxiety, and stress by state





INSTITUTE FOR PUBLIC HEALTH

National Institutes of Health
Ministry of Health, Malaysia
Jalan Bangsar
50590 Kuala Lumpur

www.iku.gov.my

ISBN 978-983-2387-76-3



9 789832 387763